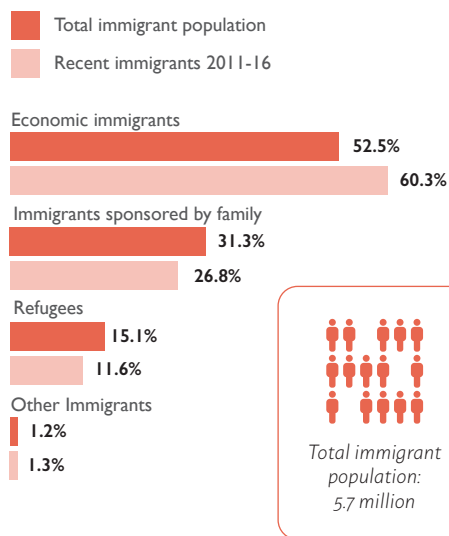


Newcomers to Canada, 2016

Canada welcomes 260,000 immigrants a year

Distribution of immigrants by application category and period of immigration, 2016

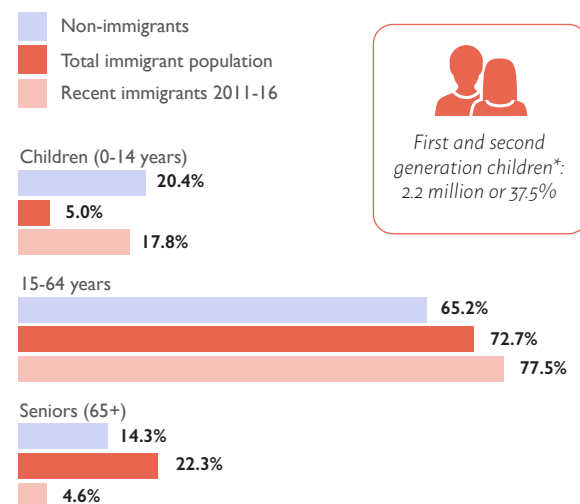


- More than 260,000 immigrants have immigrated to Canada each year since 2006.
- According to the 2016 Census, one in five (21.9%) Canadian residents were born in another country. This represents an increase from 20.6% reported in 2011.
- Six in ten (60.3%) recent immigrants coming to Canada between 2011 and 2016 were admitted under the economic category, including applicants, spouses and dependants. Another 26.8% were admitted under the family category, joining family members in Canada. One in ten (11.6%) applied as refugees.
- Over the past decade, there has been greater emphasis placed on immigration through worker and business programs, and a corresponding decline in immigrants admitted under the family program and as refugees.
- In 2016, the majority of newcomers (61.8%) were born in Asia, including the Middle East. The top source countries in 2016 were: the Philippines, India, China, Iran, Pakistan, Syria and South Korea.

Almost 4 in 10 children are first or second generation immigrants

- The age profile of immigrants tends to be older than the age profile for all Canadians; children (aged 0 to 14) make up a smaller proportion of the foreign-born population compared to older age groups.
- Recent immigrants, however, are much younger on average than established immigrants or non-immigrants as the majority of immigrants arrive as young adults and have children once they have settled.
- Overall, 8.3% of all children under the age of 15 were foreign-born (first generation) and 29.2% were second generation, with one or two foreign-born parents.
- In 2016, the median age of all immigrant was 48.6 years compared to 32.5 years among new immigrants, and 37.3 years among Canadian-born.

Distribution of population by immigrant status and age group, 2016

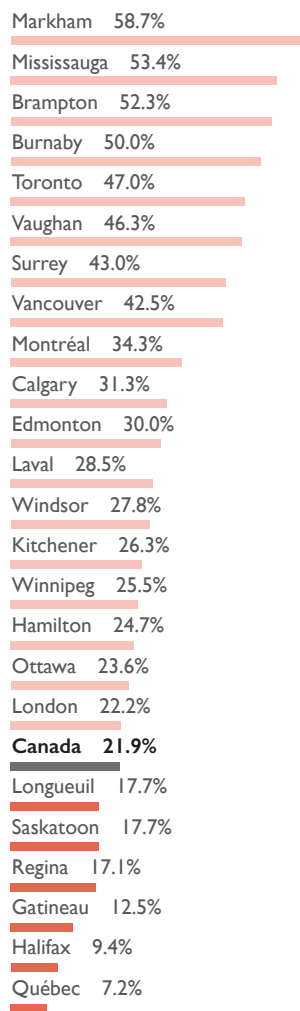




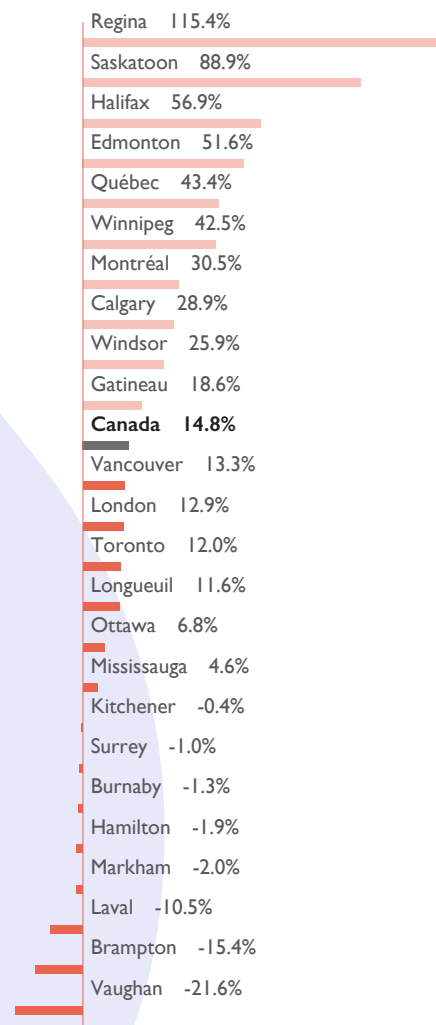
Settlement patterns are changing

- Immigrants are settling in cities across the country, drawn by opportunity and connections to established immigrant communities.
- Canada's largest cities—Toronto, Montréal and Calgary—are home to the largest number of immigrants, but it is the group of cities around Toronto and Vancouver such as Markham, Mississauga and Burnaby that have the largest proportion of immigrants.
- At the same time, a new group of cities is attracting immigrants. Regina, for example, experienced a +115.4% increase in the number of newcomers over the 2011-16 period compared to the preceding five years, followed by Saskatoon (+88.9%), Halifax (56.9%) and Edmonton (+51.6%).
- Eight census subdivisions experienced a decline in the number of newcomers between these two periods, including Vaughan (-21.6%), Brampton (-15.4%) and Laval (-10.5%).

Proportion of foreign-born population among large cities**



Growth in immigrant population between 2006-11 and 2011-16



*Children who are foreign-born (first generation) or have at least one foreign-born parent (second generation).

** The chart presents information for Census Subdivisions or municipalities with populations over 200,000.

Source: Statistics Canada, 2016 Census of Population; Statistics Canada (2017), Children with an immigrant background: Bridging cultures. Census in Brief, Catalogue no. 98-200-X2016015

Canadian Council on Social Development

Canada's longest serving social development organization

Celebrating 95 years in 2015

Like us on Facebook at [CanadianCouncilonSocialDevelopment](https://www.facebook.com/CanadianCouncilonSocialDevelopment)

Follow us on Twitter [@the_ccsd](https://twitter.com/the_ccsd)

ccsd.ca